



## America Precor Series

1. Material: GBQ235 steel, main body 100\*50\*2.5mm rectangular pipe, which is full cover steel, very heavy duty and safe for commercial gym.
2. Painting: Use America Dupont brand environmental protection powder painting, 3 layers strong metal coating, which is harmless to human body and will anti-scratch, anti-rust, anti-corrosion.
3. Cushion: XL size high quality PU leather cushion. which is breathable, sweat-proof, moisture-absorbing, moisture-proof, mildew-proof.
4. Pulley & Cable: High quality ABS pulley and "8 strands wire", which pass through 10000 times of tensile test.


### PAINTING COLOR SCHEME



\*There may be color difference.

\*For customized color, please contact with your sales manager.

### LEATHER COLOR





## MT-7001

### Shoulder Press

Size: 1740\*1320\*1640mm  
 Weight: 200kg  
 Weight Stack: 75kg



## MT-7002

### Rear Delt/Pec Fly

Size: 1175\*845\*2000mm  
 Weight: 218kg  
 Weight Stack: 80kg



## MT-7002A

### Pectoral machine

Size: 1218\*840\*1650mm  
 Weight: 212kg  
 Weight Stack: 80kg



## MT-7003

### Chest press

Size: 1320\*1300\*1640mm  
 Weight: 215kg  
 Weight Stack: 80kg



## MT-7004

### Inner thigh adductor

Size: 1530\*850\*1640mm  
 Weight: 207kg  
 Weight Stack: 65kg



## MT-7005

### Outer thigh abductor

Size: 1530\*850\*1640mm  
 Weight: 207kg  
 Weight Stack: 65kg



## MT-7006

### Incline Chest Press

Size: 2080\*1435\*1640mm  
 Weight: 239kg  
 Weight Stack: 80kg



## MT-7007

### Seatde row

Size: 1565\*1200\*1640mm  
 Weight: 199kg  
 Weight Stack: 75kg



SELLERS UNION



### MT-7008

#### Back extension

Size: 1210\*980\*1640mm

Weight: 182kg

Weight Stack:65kg



### MT-7009

#### Abdominal crunch

Size: 1185\*950\*1640mm

Weight: 171kg

Weight Stack:65kg



### MT-7010

#### Multi hip

Size: 1290\*1052\*1640mm

Weight: 255kg

Weight Stack:65kg



### MT-7011

#### Leg press

Size: 1920\*1060\*1640mm

Weight: 252kg

Weight Stack:80kg



### MT-7013

#### Seated triceps curl

Size: 1115\*960\*1640mm

Weight: 182kg

Weight Stack:70kg



### MT-7014

#### Triceps press down

Size: 1625\*1165\*1640mm

Weight: 228kg

Weight Stack:70kg



### MT-7014A

#### Triceps Extension

Size: 1210\*915\*1640mm

Weight: 177kg

Weight Stack:70kg



### MT-7015

#### Shoulder Raise

Size: 1270\*850\*1640mm

Weight: 166kg

Weight Stack:65kg



SELLERS UNION



### MT-7018

#### Seated leg curl

Size: 1655\*980\*1640mm  
Weight: 240kg  
Weight Stack:75kg



### MT-7019

#### Seated leg extension

Size: 1375\*1000\*1640mm  
Weight: 235kg  
Weight Stack:75kg



### MT-7020

#### Low Pulley

Size: 1650\*1277\*1640mm  
Weight: 216kg  
Weight Stack:80kg



### MT-7021

#### Pull down

Size: 1200\*1210\*2170mm  
Weight: 210kg  
Weight Stack:80kg



### MT-7022

#### Rotary Torso

Size: 1036\*1113\*1640mm  
Weight: 190kg  
Weight Stack:60kg



### MT-7023

#### Biceps curl

Size: 1165\*934\*1640mm  
Weight: 162kg  
Weight Stack:70kg



### MT-7024

#### Prone Leg Curl

Size: 1620\*936\*1640mm  
Weight: 200kg  
Weight Stack:75kg



### MT-7025

#### Glute Extension

Size: 1190\*890\*1640mm  
Weight: 189kg  
Weight Stack:70kg



SELLERS UNION



### MT-7026

#### Lying abdominal

Size: 1516\*900\*970mm  
Weight: 68kg



### MT-7027

#### Dip/Chin Assist

Size: 1175\*1432\*2340mm  
Weight: 278kg



### MT-7028

#### Draw Muscle Machine

Size: 1273\*517\*1042mm  
Weight: 35kg



### MT-7029

#### Squat rack

Size: 1682\*1802\*1785mm  
Weight: 110kg



### MT-7029A

#### Power Cage

Size: 1222\*1300\*2322mm  
Weight: 100kg



### MT-7030

#### Leg press 45°

Size: 2210\*1650\*1350mm  
Weight: 230kg



### MT-7031

#### Smith machine

Size: 1442\*2210\*2180mm  
Weight: 262kg



### MT-7032

#### Cable crossover

Size: 1655\*980\*1640mm  
Weight: 240kg  
Weight Stack: 70\*2kg



### MT-7033

#### Olympic bench press

Size: 1735\*1710\*1210mm  
Weight: 60kg



### MT-7034

#### Olympic seated

Size: 1505\*1600\*1760mm  
Weight: 107kg



### MT-7035

#### Olympic Incline

Size: 2065\*1702\*1384mm  
Weight: 92kg



### MT-7036

#### Olympic Decli

Size: 2085\*1710\*1210mm  
Weight: 75kg



### MT-7037

#### Adjustable Decline Bench

Size: 1610\*660\*800mm  
Weight: 46kg



### MT-7038

#### Multi ad justable bench

Size: 1460\*660\*482mm  
Weight: 38kg



### MT-7039

#### Seated Preacher Curl

Size: 1111\*750\*880mm  
Weight: 46kg



### MT-7040

#### Multi-Purpose Bench

Size: 1156\*660\*870mm  
Weight: 22kg



### MT-7041

#### Back Extension

Size: 1060\*890\*790mm  
Weight: 50kg



### MT-7041A

#### Sissy squat machine

Size: 1030\*710\*575mm  
Weight: 30kg



### MT-7042

#### Flat bench

Size: 1410\*610\*426mm  
Weight: 18kg



### MT-7043

#### Incline Lever Row

Size: 1765\*1014\*1178mm  
Weight: 56kg



### MT-7044

#### V-Crunch Abdominal

Size: 1142\*742\*1595mm  
Weight: 73kg



### MT-7045

#### Seated calf raise

Size: 1470\*630\*990mm  
Weight: 55kg



### MT-7047

#### Barbell rack

Size: 1011\*782\*1450mm  
Weight: 101kg



### MT-7048

#### Plate tree

Size: 640\*530\*1265mm  
Weight: 24kg



### MT-7050

**Luxury commercial  
Dumbbell rack(10 ppair)**

Size: 2502\*640\*800mm  
Weight: 62kg



### MT-7051

**Super Squat**

Size: 1972\*1610\*1736mm  
Weight: 153kg



### MT-7051A

**Hack Squat**

Size: 2360\*1646\*1340mm  
Weight: 203kg



### MT-7052

**Biceps&triceps(2in1)**

Size: 1220\*938\*1640mm  
Weight: 195kg



### MT-7053

**High pulley&low pulley  
(2in1)**

Size: 1915\*1040\*2300mm  
Weight: 225kg



### MT-7054

**Inner thigh&outer thigh  
(2in1)**

Size: 1550\*860\*1640mm  
Weight: 218kg



### MT-7055

**Leg curl&leg extension  
(2in1)**

Size: 1550\*860\*1640mm  
Weight: 230kg



### MT-7056

**Back&abdominal  
(2in1)**

Size: 1210\*940\*1640mm  
Weight: 182kg



SELLERS UNION



### MT-7057

#### Shoulder&chest(2in1)

Size: 1850\*1220\*1640mm

Weight: 251kg



### MT-7058

#### 45 degree leg press&hack squat(2in1)

Size: 2345\*1650\*1490mm

Weight: 320kg



### MT-7059

#### Three Tier Dumbbell Rack

Size: 1390\*680\*1010mm

Weight: 67kg



### MT-7060

#### Forearm machine

Size: 1655\*980\*1640mm

Weight: 80kg



### MT-7061

#### Hip Machine

Size: 1655\*980\*1640mm

Weight: 240kg



### MT-7062

#### Crawling Machine

Size: 1253\*917\*2334mm

Weight: 172kg



### MT-7064

#### Arm Swing Machine

Size: 1662\*1462\*2133mm

Weight: 160kg



SELLERS UNION

# Techno Series

1. Material : Combination 120\*60\*3.5mm Oval supportive steel for heavy duty commercial usage
2. Design : Independent movable arm, empowerment balancing effect, Original Design from Italy TechnoGym.
3. Painting: Use America Dupont brand environmental protection powder painting, 3 layers strong metal coating, which is harmless to human body and will anti-scratch, anti-rust, anti-corrosion.
4. Cushion: XL size high quality PU leather cushion. which is breathable, sweat-proof, moisture-absorbing, moisture-proof, mildew-proof.
5. Pulley & Cable: High quality ABS pulley and " 8 strands wire", which pass through 10000 times of tensile test.





## G-601

### Shoulder Press

Size: 1430\*930\*1500 mm

Weight: 226kg

Weight Stack:80kg



## G-602

### Pectoral Machine

Size: 1390\*1220\*1500mm

Weight: 225kg

Weight Stack:80kg



## G-602B

### Rear delt fly

Size: 1200\*1250\*2080mm

Weight: 219kg

Weight Stack:80kg



## G-603

### Glute Machine

Size: 1340\*1230\*1820mm

Weight: 219kg

Weight Stack:70kg



## G-604

### Inner Thigh Adductor

Size: 1380\*930\*1500mm

Weight: 183kg

Weight Stack:70kg



## G-605

### Outer Thigh Abductor

Size: 1200\*1250\*2080mm

Weight: 219kg

Weight Stack:80kg



## G-606

### Incline chest press

Size: 1440\*1410\*1680 mm

Weight: 244kg

Weight Stack:80kg



## G-607

### Full abdominal machine

Size: 1010\*1240\*1550 mm

Weight: 227kg

Weight Stack:80kg



## G-608

### Back extension

Size: 1060\*1310\*1500 mm

Weight: 189kg

Weight Stack:70kg



## G-609

### Abdominal crunch

Size: 1360\*980\*1500 mm

Weight: 179kg

Weight Stack:80kg



## G-610

### Multi hip

Size: 1140\*1070\*1500 mm

Weight: 230kg

Weight Stack:80kg



## G-611

### Leg press

Size: 1970\*1240\*1820 mm

Weight: 390kg

Weight Stack:100kg



SELLERS UNION



## G-612

### Cable low row

Size: 1180\*1150\*1500 mm

Weight: 209kg

Weight Stack:80kg



## G-613

### Seated biceps curl

Size: 1350\*1210\*1680 mm

Weight: 237kg

Weight Stack:80kg



## G-614

### Seated triceps extension

Size: 1480\*1040\*1500 mm

Weight: 172kg

Weight Stack:70kg



## G-615

### Delt machine

Size: 1430\*930\*1500 mm

Weight: 226kg

Weight Stack:80kg



## G-616

### Vertical traction

Size: 1480\*1330\*1820 mm

Weight: 265kg

Weight Stack:80kg



## G-617

### Lat pull down

Size: 950\*1295\*1885 mm

Weight: 265kg

Weight Stack:80kg



SELLERS UNION



## G-618

### Seated leg curl

Size: 1110\*1120\*1500 mm

Weight: 247kg

Weight Stack:80kg



## G-619

### Seated leg extension

Size: 1100\*1120\*1500 mm

Weight: 236kg

Weight Stack:80kg



## G-620

### Seated horizontal pulley

Size: 1780\*1340\*1840 mm

Weight: 215kg

Weight Stack:80kg



## G-621

### Lat machine

Size: 1530\*860\*2320 mm

Weight: 222kg

Weight Stack:80kg



## G-622

### Rotary torso

Size: 1210\*1090\*1500 mm

Weight: 177kg

Weight Stack:70kg



## G-624

### Prone leg curl

Size: 1780\*1100\*1500 mm

Weight: 223kg

Weight Stack:80kg



## G-625A

### Ercolina

Size: 650\*680\*2380 mm



## G-626

### Multi Jungle

Size: 1680\*1900\*2360 mm

Weight: 500kg

Weight Stack: 275kg



## G-627

### Dip/chin assist

Size: 1770\*1440\*2740 mm

Weight: 338kg

Weight Stack: 100kg



## G-629

### Squat rack

Size: 1735\*1690\*1840 mm

Weight: 87kg



## G-630

### Leg press 45°

Size: 2330\*1470\*1775 mm

Weight: 230kg



## G-631

### Smith machine

Size: 2090\*1350\*2500 mm

Weight: 222kg



### G-632

#### Cable crossover

Size: 3800\*680\*2400 mm  
Weight: 386kg  
Weight Stack: 70\*2kg



### G-633

#### Olympic bench press

Size: 1290\*1320\*1300 mm  
Weight: 74kg



### G-634

#### Vertical bench

Size: 1180\*1642\*1851 mm  
Weight: 94kg



### G-635

#### Incline bench press

Size: 1320\*1950\*1520 mm  
Weight: 108kg



### G-636

#### Decline bench press

Size: 1300\*1500\*1650 mm



### G-637

#### Adjustable web board

Size: 1500\*680\*1000 mm  
Weight: 40kg



### G-638

#### Multi adjustable bench

Size: 1200\*580\*500 mm

Weight: 34kg



### G-639

#### Scott bench

Size: 1030\*770\*950 mm

Weight: 388kg



### G-640

#### Shoulder bench

Size: 1070\*630\*920 mm

Weight: 18kg



### G-641

#### Roman chair

Size: 1320\*670\*820 mm

Weight: 38kg



### G-642

#### Flat bench

Size: 1210\*570\*540 mm

Weight: 20kg



### G-643

#### T arm machine

Size: 2150\*920\*720 mm

Weight: 40kg



**G-644**

**Seated calf raise**

Size: 1340\*830\*1790 mm  
Weight: 67kg



**G-645**

**Seated calf raise**

Size: 1270\*500\*820mm  
Weight: 40kg



**G-646**

**Barbell rack**

Size: 870\*700\*1280mm  
Weight: 70kg



**G-647**

**Barbell rack**

Size: 935\*800\*1530 mm  
Weight: 115kg



**G-648**

**Plate tree**

Size: 930\*800\*990 mm  
Weight: 30kg



**G-649**

**Dumbbell rack(6pair)**

Size: 1540\*755\*835 mm  
Weight: 40kg



**G-650**

**Dumbbell rack(10pair)**

Size: 2240\*755\*835 mm  
Weight: 60kg



**KY-5061**

**Hack squat**

Size: 2100\*1660\*1290 mm  
Weight: 170kg



# Life Series



**Muscle schematic**

Instruction made easy  
Placards clearly depict what  
muscles are being trained



**Digital dial**  
Accurately calculate your  
exercise data



**Articulating seats**  
Counterbalanced seat angle articulates  
with height adjustments to ensure  
optimum positioning and effectiveness  
for exercisers



**Independent movable arm**  
Independent motion to maintain  
equilateral muscle development



SELLERS UNION



### MG-901

#### Seated Chest Press

Size:1210\*1485\*1460mm  
N.W / G.W: 235 Kg / 265 Kg  
Weight Stack:80kg



### MG-902

#### Rear Delt/Pec Fly

Size:1445\*1310\*2030mm  
N.W / G.W: 228 Kg / 258 Kg  
Weight Stack:80kg



### MG-903

#### Pectoral Fly

Size:1500\*1450\*1460mm  
N.W / G.W: 210 Kg / 240 Kg  
Weight Stack:80kg



### MG-904

#### Seated Shoulder Press

Size:1600\*1470\*1460mm  
N.W / G.W: 240 Kg / 270 Kg  
Weight Stack:80kg



### MG-905

#### Rateral Raise

Size:1190\*1320\*1460mm  
N.W / G.W: 218 Kg / 248Kg  
Weight Stack:80kg



### MG-906

#### Lat Pull Down

Size:1460\*1290\*1980mm  
N.W / G.W: 226 Kg / 256 Kg  
Weight Stack:80kg



### MG-907

#### Seated Row

Size:1160\*1390\*1460mm  
N.W / G.W: 218 Kg / 248Kg  
Weight Stack:80kg



### MG-908

#### Seated Biceps Curl

Size:1200\*1540\*1460mm  
N.W / G.W: 220 Kg / 250 Kg  
Weight Stack:80kg



SELLERS UNION



### MG-909

#### Seated Triceps Press

Size:1360\*1065\*1460mm  
N.W / G.W: 208 Kg / 238 Kg  
Weight Stack:80kg



### MG-910

#### Assist Dip Chin

Size:1780\*1515\*2300mm  
N.W / G.W:290 Kg / 330  
Weight Stack:80kg



### MG-911

#### Hip Adductor

Size:1735\*810\*1460mm  
N.W / G.W: 223 Kg / 253 Kg  
Weight Stack:80kg



### MG-912

#### Hip Abductor

Size:1735\*810\*1460mm  
N.W / G.W: 223 Kg / 253 Kg  
Weight Stack:80kg



### MG-913

#### Leg Press

Size:2070\*1120\*1460mm  
N.W / G.W: 310 Kg / 340 Kg  
Weight Stack:80kg



### MG-914

#### Leg Extension

Size:1500\*1080\*1460 mm  
N.W / G.W: 250 Kg / 280Kg  
Weight Stack:80kg



### MG-915

#### Seated Leg Curl

Size:1450\*1040\*1460mm  
N.W / G.W: 275 Kg / 305 Kg  
Weight Stack:80kg



### MG-916

#### Prone Leg Curl

Size:1650\*1010\*1460 mm  
N.W / G.W: 218 Kg / 248Kg  
Weight Stack:80kg



SELLERS UNION



### MG-917

#### Seated Calf Extension

Size: 1590\*1030\*1460mm  
N.W / G.W: 222 Kg / 252 Kg  
Weight Stack: 80kg



### MG-918

#### Multi Glute

Size: 1940\*1030\*1460 mm  
N.W / G.W: 208 Kg / 238 Kg  
Weight Stack: 80kg



### MG-919

#### Back Extension

Size: 1365\*1010\*1460 mm  
N.W / G.W: 220 Kg / 250 Kg  
Weight Stack: 80kg



### MG-920

#### Abdominal Crunch

Size: 1370\*1350\*1460 mm  
N.W / G.W: 215 Kg / 245 Kg  
Weight Stack: 80kg



### MG-921

#### Torso Rotation

Size: 1185\*1110\*1460mm  
N.W / G.W: 225 Kg / 255 Kg  
Weight Stack: 80kg



### MG-922

#### Olympic Incline Chest Press

Size: 1300\*1480\*1450 mm  
N.W / G.W: 78 Kg / 95 Kg  
Packing Size: 1630\*780\*460mm



### MG-923

#### Olympic Decline Chest Press

Size: 1300\*1730\*1300mm  
N.W / G.W: 68 Kg / 85 Kg  
Packing Size: 1350\*700\*650 mm



### MG-924

#### Multi-Purpose Bench

Size: 1300\*1220\*1680 mm  
N.W / G.W: 95 Kg / 115 Kg  
Packing Size: 1830\*1380\*340 mm



SELLERS UNION



### MG-925

#### Olympic Chest Press

Size: 1300\*1250\*1300 mm  
N.W / G.W: 65 Kg / 80 Kg



### MG-926

#### Lying Abdominal

Size: 1580\*820\*970 mm  
N.W / G.W: 64 Kg / 95 Kg



### MG-927

#### Biceps Curl

Size: 1250\*970\*1090 mm  
N.W / G.W: 85 Kg / 105 Kg



### MG-928

#### Adjustable Roman Chair

Size: 1270\*940\*970 mm  
N.W / G.W: 45 Kg / 65 Kg



### MG-929

#### Adjustable Web Board

Size: 1630\*1120\*820 mm  
N.W / G.W: 40 Kg / 60 Kg



### MG-930

#### Multi Adjustable Bench

Size: 1350\*820\*450mm  
N.W / G.W: 43 Kg / 60 Kg



### MG-931

#### Shoulder Bench

Size: 720\*920\*920 mm  
N.W / G.W: 26 Kg / 40 Kg



### MG-932

#### Flat Bench

Size: 1170\*780\*4200 mm  
N.W / G.W: 24 Kg / 35 Kg



### MG-933

#### Vertical Knee Raise/Chin

Size: 1150\*1270\*2330 mm  
N.W / G.W: 80 Kg / 100 Kg



### MG-934

#### Vertical Knee Raise

Size: 1190\*840\*1580 mm  
N.W / G.W: 60Kg/80kg



### MG-935

#### Olympic Hack Squat

Size: 1680\*1970\*1920 mm  
N.W / G.W: 110 Kg / 130 Kg



### MG-936

#### Smith Machine

Size: 1250\*2210\*2370mm  
N.W / G.W: 246 Kg / 286 Kg



### MG-937

#### Cable Crossover

Size: 4340\*740\*2420 mm  
N.W / G.W: 340 Kg / 2370kg



### MG-938

#### Multi-Function Machine

Size: 2200\*1600\*1100 mm  
N.W / G.W: 300 Kg / 335 Kg



### MG-939

#### Olympic Plate Tree

Size: 720\*920\*920 mm  
N.W / G.W: 26 Kg / 40 Kg



### MG-940

#### Dumbbell Rack

Size: 2450\*780\*750 mm  
N.W / G.W: 65 Kg / 100 Kg



SELLERS UNION



### MG-941

#### Barbell Rack

Size: 1010\*770\*1450 mm

N.W / G.W: 68 Kg / 88kg



### MG-942

#### Barbell Rack

Size: 770\*760\*960 mm

N.W / G.W: 58 Kg / 78 Kg



### MG-943

#### Dumbbell Rack(10pair)

Size: 2450\*780\*750 mm

N.W / G.W: 75 Kg / 105 Kg



SELLERS UNION



**KY-6901**

**DECLINE CHEST PRESS**

Size:1300\*1760\*1940mm  
Weight:340 lb (155 kg)



**KY-6902**

**LEVERAGE BENCH PRESS**

Size:1750\*1650\*1150mm  
Weight:169 lbs(130kg)



**KY-6903**

**LEVERAGE INCLINE PRESS**

Size:1270\*1580\*1910mm  
Weight:135kg



**KY-6904A**

**WIDE LAT PULLDOWN**

Size:1860\*1680\*1940mm  
Weight:186kg



**KY-6904**

**PLATE LOADED FRONT PULLDOWN**

Size:1660\*1250\*1990mm  
Weight:323 lb (147 kg)



**KY-6906**

**PLATE LOADED ROW**

Size:1440\*1450\*1380mm  
Weight:294 lb (134 kg)



**KY-6907**

**CONVERGING SHOULDER PRESS**

Size:1550\*1680\*1350mm  
Weight:350 lb (159 kg)



**KY-6909**

**LOADED CALF RAISE**

Size:1550\*740\*1070mm  
Weight:182 lb (83 kg)



### KY-6910

#### PLATE LOADED LEG PRESS

Size:2490\*1550\*1550mm  
Weight:322kg



### KY-6915

#### PLATE LOADED SEATED DIP

Size:1760\*1015\*940mm  
Weight:125 kg



### KY-6917

#### SMITH MACHINE

Size:2230\* 1350\*2400mm  
Weight:160 kg



### KY-6922

#### ABDOMINAL CRUNCH

Size:1100\*1200\*1700mm  
Weight:158KG



### KY-6925

#### PLATE LOADED BICEPS CURL

Size:1100\*1400\*1200mm  
Weight:274 lb (125 kg)



### KY-6927

#### Leg Extension

Size:1450\*1550\*1150mm  
Weight:277 lb (126 kg)



### KY-6936

#### KNEELING LEG CURL

Size:1250\*1500\*1300mm  
Weight:311 lb (142 kg)



### KY-6938

#### INCLINE PEC FLY

Size:1400\*1450\*1320mm  
Weight:95kg



SELLERS UNION



**KY-6946**

**HACK SQUAT**

Size:2250\*1600\*1240mm

Weight:215 kg



**KY-6965**

**FRONT SQUAT**

Size:2200\*1600\*1750mm

Weight:132 kg



# Versa Series




**Instructional Placard**  
Clear and concise muscle target makes it easier for trainers to know and learn.



**Adjustments**  
Double GAS adjustment system, Trainers can adjust the position easy



**Material**  
140\*80\*4 mm oval tube main material, Full welding and curl angle style



**Pulley**  
Aluminium alloy pulley system, which is Durable for 8-10 years.



## VS-S23

### Converging Shoulder Press

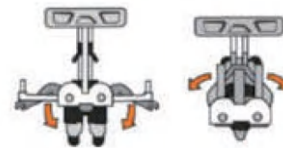
- High strength PC cover
- 3 layers metal coating
- Aluminium alloy pulley system
- Driving belt from ITALY"MEGADYNE KEVLAR"
- Converging arm movement provides a natural path of motion
- Dual-position hand grips allow for greater training variety
- Action Specific Grips provide greater comfort and minimal point pressures
- Counterbalanced pressing arm provides optimal starting resistance
- Reclining seat position allows for better posture and support

<b>Product Name</b>	Converging Shoulder Press	<b>Item No.</b>	vs-s23
<b>Weight</b>	219kg	<b>Size</b>	1530×1540×1520mm
<b>Training Spot</b>	Shoulder	<b>Tube Size</b>	40*137
<b>Weight Stack</b>	72kg	<b>Tube Thickness</b>	3.5mm
<b>Certification</b>	CE,ISO,RoHS		

## VS-S12

### Pectoral Fly/Rear Delt

- High strength PC cover
- 3 layers metal coating
- Aluminium alloy pulley system
- Driving belt from ITALY "MEGADYNE KEVLAR"
- Rotating arms accommodate users of all sizes and improve range of motion
- Angled user position enhances comfort and stabilization
- Contoured elbow pads provide greater arm comfort



<b>Product Name</b>	Pectoral Fly/Rear Delt	<b>Item No.</b>	vs-s12
<b>Weight</b>	192kg	<b>Size</b>	1240×1400×2070mm
<b>Training Spot</b>	Chest	<b>Tube Size</b>	40*137
<b>Weight Stack</b>	72kg	<b>Tube Thickness</b>	3.5mm
<b>Certification</b>	CE,ISO,RoHS		





## VS-S13

### Converging Chest Press

- High strength PC cover
- 3 layers metal coating Dupont Powder
- Aluminium alloy pulley system
- Driving belt from ITALY"MEGADYNE KEVLAR"
- Converging arm movement provides a natural path of motion
- Adjustable start position facilitates increased range of motion
- Action Specific Grips provide greater comfort and minimal point pressure
- Designed for easy entry and exit

<b>Product Name</b>	Converging Chest Press	<b>Item No.</b>	vs-s13
<b>Weight</b>	209kg	<b>Size</b>	1110×1400×1520mm
<b>Training Spot</b>	shoulder deltoids, triceps	<b>Tube Size</b>	40*137
<b>Weight Stack</b>	72kg	<b>Tube Thickness</b>	3.5mm
<b>Certification</b>	CE,ISO,RoHS		

## VS-S74

### Hip adductor/Abductor

- High strength PC cover
- 3 layers metal coating
- Aluminium alloy pulley system
- Driving belt from ITALY "MEGADYNE KEVLAR"
- Adjustable start position facilitates increased range of motion
- Foot pegs and contoured knee pads provide user stabilization and support
- Reclined position offers greater lumbar comfort



<b>Product Name</b>	Hip Adductor	<b>Item No.</b>	vs-s74
<b>Weight</b>	207kg	<b>Size</b>	1580×1610×1520mm
<b>Training Spot</b>	Hip,adductor	<b>Tube Size</b>	40*137
<b>Weight Stack</b>	72kg	<b>Tube Thickness</b>	3.5mm
<b>Certification</b>	CE,ISO,RoHS		



## VS-S34

### Diverging Seated Row

- High strength PC cover
- 3 layers metal coating
- Aluminium alloy pulley system
- Driving belt from ITALY"MEGADYNE KEVLAR"
- Diverging arm movement provides a natural path of motion
- Dual-position hand grips allow for greater training variety
- Action Specific Grips provide greater comfort and minimal point pressure
- Adjustable chest pad accommodates a variety of users



<b>Product Name</b>	Diverging Seated Row	<b>Item No.</b>	vs-s34
<b>Weight</b>	204kg	<b>Size</b>	1530×1060×1520mm
<b>Training Spot</b>	Back	<b>Tube Size</b>	40*137
<b>Weight Stack</b>	72kg	<b>Tube Thickness</b>	3.5mm
<b>Certification</b>	CE,ISO,RoHS		

## VS-S52

### Back Extension

- High strength PC cover
- 3 layers metal coating with Dupont Powder
- Aluminium alloy pulley system
- Driving belt from ITALY"MEGADYNE KEVLAR"
- Multi-position foot placement accommodates a variety of users
- Contoured back pad enhances user comfort



<b>Product Name</b>	Back Extension	<b>Item No.</b>	vs-s52
<b>Weight</b>	204kg	<b>Size</b>	1060×1300×1520mm
<b>Training Spot</b>	Abdominal and back	<b>Tube Size</b>	40*137
<b>Weight Stack</b>	72kg	<b>Tube Thickness</b>	3.5mm
<b>Certification</b>	CE,ISO,RoHS		





## VS-S53

### Abdominal Crunch

- High strength PC cover
- 3 layers metal coating
- Aluminium alloy pulley system
- Driving belt from ITALY "MEGADYNE KEVLAR"
- Curved back pads for full muscular contraction and comfort
- Self-aligning handles adjust to accommodate a variety of users
- Dual-pivot design for natural abdominal crunch motion
- Action Specific Grips provide greater comfort and minimal point pressure



<b>Product Name</b>	Abdominal Crunch	<b>Item No.</b>	vs-s53
<b>Weight</b>	187kg	<b>Size</b>	1070×1140×1520mm
<b>Training Spot</b>	Abdominal	<b>Tube Size</b>	40*137
<b>Weight Stack</b>	72kg	<b>Tube Thickness</b>	3.5mm
<b>Certification</b>	CE,ISO,RoHS		

## VS-S78

### Glute

- High strength PC cover.
- 3 layers metal coating
- Aluminium alloy pulley system
- Driving belt from ITALY "MEGADYNE KEVLAR"
- 25-degree angle for optimal glute activation
- Adjustable chest pad accommodates a variety of users
- Oversized foot platform bolsters stability



<b>Product Name</b>	Glute	<b>Item No.</b>	vs-s78
<b>Weight</b>	232kg	<b>Size</b>	2150×1020×1520mm
<b>Training Spot</b>	Gluteus	<b>Tube Size</b>	40*137
<b>Weight Stack</b>	72kg	<b>Tube Thickness</b>	3.5mm
<b>Certification</b>	CE,ISO,RoHS		





## VS-S70

### Leg Press

- High strength PC cover
- 3 layers metal coating
- Aluminium alloy pulley system
- Driving belt from ITALY "MEGADYNE KEVLAR"
- Angled and adjustable seat carriage enhances comfort
- Guide rod and bearing -designed carriage improves user feel

<b>Product Name</b>	Leg Press	<b>Item No.</b>	vs-s70
<b>Weight</b>	257kg	<b>Size</b>	1890×1100×1520mm
<b>Training Spot</b>	Leg	<b>Tube Size</b>	40*137
<b>Weight Stack</b>	72kg	<b>Tube Thickness</b>	3.5mm
<b>Certification</b>	CE,ISO,RoHS		

## VS-S40

### Biceps Curl

- High strength PC cover
- 3 layers metal coating
- Aluminium alloy pulley system
- Driving belt from ITALY "MEGADYNE KEVLAR"
- Arm pad is angled for stability and limits unwanted shoulder movement during exercise
- Optimized pivot location creates biomechanically correct range of motion



<b>Product Name</b>	Biceps Curl	<b>Item No.</b>	vs-s40
<b>Weight</b>	185kg	<b>Size</b>	940×1400×1520mm
<b>Training Spot</b>	Biceps	<b>Tube Size</b>	40*137
<b>Weight Stack</b>	72kg	<b>Tube Thickness</b>	3.5mm
<b>Certification</b>	CE,ISO,RoHS		

## VS-S42

### Triceps Press

- High strength PC cover
- 3 layers metal coating
- Driving belt from ITALY "MEGADYNE KEVLAR"
- Rotating handles ada provide greater comfort and minimal point pressure
- Angled back pad reduces stress,improves stabilization and enhances comfort



<b>Product Name</b>	Triceps Press	<b>Item No.</b>	vs-s42
<b>Weight</b>	210kg	<b>Size</b>	1220×1070×1520mm
<b>Training Spot</b>	Triceps	<b>Tube Size</b>	40*137
<b>Weight Stack</b>	72kg	<b>Tube Thickness</b>	3.5mm
<b>Certification</b>	CE,ISO,RoHS		

## VS-S33

### Diverging Lat Pulldown

- High strength PC cover
- 3 layers metal coating with Dupont Powder
- Aluminium alloy pulley system
- Driving belt from ITALY "MEGADYNE KEVLAR"
- Diverging arm movement provides a natural path of motion
- Angled seat encourages proper user position
- Thigh pads easily adjust to provide stability and comfort
- Action Specific Grips provide greater comfort and minimal point pressure



<b>Product Name</b>	Diverging Lat Pulldown	<b>Item No.</b>	vs-s33
<b>Weight</b>	219kg	<b>Size</b>	1520×1430×1840mm
<b>Training Spot</b>	Back	<b>Tube Size</b>	40*137
<b>Weight Stack</b>	72kg	<b>Tube Thickness</b>	3.5mm
<b>Certification</b>	CE,ISO,RoHS		



## VS-S71

### Leg Extension

- High strength PC cover
- 3 layers metal coating
- Aluminium alloy pulley system
- Driving belt from ITALY "MEGADYNE KEVLAR"
- Angled seat and back pads encourage full quadriceps contraction
- Self-adjusting tibia pad for greater ease of use
- Pivot location clearly marked to encourage correct alignment

<b>Product Name</b>	Leg Extension	<b>Item No.</b>	vs-s71
<b>Weight</b>	208kg	<b>Size</b>	1160×1410×1520mm
<b>Training Spot</b>	Leg	<b>Tube Size</b>	40*137
<b>Weight Stack</b>	72kg	<b>Tube Thickness</b>	3.5mm
<b>Certification</b>	CE,ISO,RoHS		

## VS-S72

### Seated Leg Curl

- High strength PC cover
- 3 layers metal coating
- Aluminium alloy pulley system
- Driving belt from ITALY "MEGADYNE KEVLAR"
- Back pad,tibia pad and range-of-motion adjustments are easily accessible from a seated position
- Angled seat and unique pivot location encourage full hamstring contraction
- Adjustable thigh pad provides stabilization during exercise



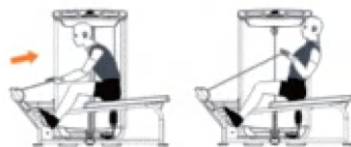
<b>Product Name</b>	Seated Leg Curl	<b>Item No.</b>	vs-s33
<b>Weight</b>	226kg	<b>Size</b>	1520×1160×1520mm
<b>Training Spot</b>	Leg	<b>Tube Size</b>	40*137
<b>Weight Stack</b>	72kg	<b>Tube Thickness</b>	3.5mm
<b>Certification</b>	CE,ISO,RoHS		



## VS-S20

### Seated low/Low Pully

- High strength PC cover
- 3 layers metal coating
- Aluminium alloy pulley system
- Driving belt from ITALY "MEGADYNE KEVLAR"
- Thigh pad easily adjusts to provide stability and comfort
- Elevated foot rests provide stability and comfort during heavy lifts
- Stainless-steel cable guides provide added protection for lasting durability
- Clearly indicated adjustments for ease of use




<b>Product Name</b>	Seated Low/Low Pully	<b>Item No.</b>	vs-s20
<b>Weight</b>	226kg	<b>Size</b>	1520×1160×1520mm
<b>Training Spot</b>	Leg	<b>Tube Size</b>	40*137
<b>Weight Stack</b>	72kg	<b>Tube Thickness</b>	3.5mm
<b>Certification</b>	CE,ISO,RoHS		

## VS-S21

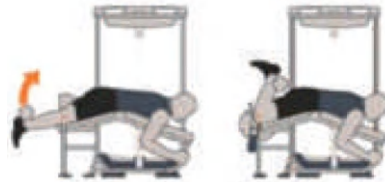
### High pully/Lat Pulldown

- High strength PC cover
- 3 layers metal coating
- Aluminium alloy pulley system
- Driving belt from ITALY "MEGADYNE KEVLAR"
- Thigh pad easily adjusts to provide stability and comfort
- Elevated foot rests provide stability and comfort during heavy lifts
- Stainless-steel cable guides provide added protection for lasting durability
- Clearly indicated adjustments for ease of use



<b>Product Name</b>	High Pully/Lat Pulldown	<b>Item No.</b>	vs-s21
<b>Weight</b>	226kg	<b>Size</b>	1520×1160×1520mm
<b>Training Spot</b>	Leg	<b>Tube Size</b>	40*137
<b>Weight Stack</b>	72kg	<b>Tube Thickness</b>	3.5mm
<b>Certification</b>	CE,ISO,RoHS		





## VS-S73

### Prone Leg curl


- High strength PC cover
- 3 layers metal coating
- Aluminium alloy pulley system
- Driving belt from ITALY "MEGADYNE KEVLAR"
- Contoured elbow pads enhance stabilization and comfort
- Divergent pad angle eliminates lower-back stress

<b>Product Name</b>	Prone Leg Curl	<b>Item No.</b>	vs-s73
<b>Weight</b>	190kg	<b>Size</b>	1600×1120×1520mm
<b>Training Spot</b>	Leg	<b>Tube Size</b>	40*137
<b>Weight Stack</b>	72kg	<b>Tube Thickness</b>	3.5mm
<b>Certification</b>	CE,ISO,RoHS		

## VS-S77

### Calf Extension

- High strength PC cover
- 3 layers metal coating
- Aluminium alloy pulley system
- Driving belt from ITALY "MEGADYNE KEVLAR"
- Angled seat position provides greater lumbar support
- Range-of-motion adjustment accommodates a variety of users and start positions



<b>Product Name</b>	Calf Extension	<b>Item No.</b>	vs-s77
<b>Weight</b>	210kg	<b>Size</b>	1825×1620×770mm
<b>Training Spot</b>	Leg	<b>Tube Size</b>	40*137
<b>Weight Stack</b>	72kg	<b>Tube Thickness</b>	3.5mm
<b>Certification</b>	CE,ISO,RoHS		





## VS-S27

### Chin/Dip Assist

- High strength PC cover
- 3 layers metal coating
- Aluminium alloy pulley system
- Driving belt from ITALY"MEGADYNE KEVLAR"
- Multi-position pull-up handles for greater exercise variety
- Ideally angled dip grips encourage proper wrist placement and muscle variation
- Gas-assisted knee platform folds up for unassisted bodyweight exercises and training variety
- Large, textured foot platforms provide easy entry and exit
- Knee platform features a protective top pad for added training security
- Conveniently located adjustment point provides user with a hard stop to prevent disengagement
- Clearly indicated adjustments for ease of use

<b>Product Name</b>	Calf Extension	<b>Item No.</b>	vs-s27
<b>Weight</b>	210kg	<b>Size</b>	1948×990×2491mm
<b>Training Spot</b>	Latissimus dorsi, biceps, pectoralis major, deltoids, upper arm muscles	<b>Tube Size</b>	40*137
<b>Weight Stack</b>	72kg	<b>Tube Thickness</b>	3.5mm
<b>Certification</b>	CE,ISO,RoHS		

## VS-S29

### Squat Rack

- 6 racking positions accommodate all users
- Takeoffs are positioned 15 cm/6" apart to allow easy removal and re-racking of the bar
- Fixed side frames are positioned at a height of 84 cm/33"
- 6 standard weight horns hold multiple weight-plate size

<b>Product Name</b>	Squat Rack	<b>Item No.</b>	vs-s29
<b>Weight</b>	195KG	<b>Size</b>	1650×1380×1520mm
<b>Training Spot</b>	Multifunctional	<b>Tube Size</b>	40*137
<b>Weight Stack</b>	Free	<b>Tube Thickness</b>	3.5mm
<b>Certification</b>	CE,ISO,RoHS		





## VS-S31

### Smith Machine

- Olympic bar is counter balanced to 20kg/44LBS
- 3 layers metal coating
- Aluminium alloy pulley system
- Open-ended frame design provides easy access
- Flip in and out adjustable stops


<b>Product Name</b>	Smith Machine	<b>Item No.</b>	vs-s31
<b>Weight</b>	290KG	<b>Size</b>	2200×1480×2380mm
<b>Training Spot</b>	Chest,Shoulder,Leg	<b>Tube Size</b>	40*137
<b>Weight Stack</b>	Free	<b>Tube Thickness</b>	3.5mm
<b>Certification</b>	CE,ISO,RoHS		

## VS-S32

### Cable Crossover

- Widely Spaced,Dual-adjustable pulleys offer exercise variety
- Pull-up bar both lat and neutral grips provide hand placement options
- One-handed adjustment makes operation easy
- Flanged pulley housing minimizes cable wear and increase durability
- 1:2 pulley ratio provides smooth operation

<b>Product Name</b>	Cable Crossover	<b>Item No.</b>	vs-s32
<b>Weight</b>	357KG	<b>Size</b>	4500×2350×750mm
<b>Training Spot</b>	All Muscles	<b>Tube Size</b>	40*137
<b>Weight Stack</b>	Free	<b>Tube Thickness</b>	3.5mm
<b>Certification</b>	CE,ISO,RoHS		





## VS-FW33

### Olympic Flat Bench

- Molded urethane guards protect Olympic bars from damage, reduce noise and provide a hand rest for spotters
- Wideback pad stabilizes users during heavy lifts
- Designed to meet EN957 and ASTM safety standards



## VS-FW34

### Olympic Shoulder Bench

- Front and rear takeoffs connected with bottom stop bar
- Molded urethane guards protect Olympic bars from damage, reduce noise and provide a hand rest for spotters
- Comes standard with built-in spotter platform
- Designed to meet EN957 and ASTM safety standards



## VS-FW35

### Olympic Incline Bench

- Molded urethane guards protect Olympic bars from damage, reduce noise and provide a hand rest for spotters
- Wideback pad stabilizes users during heavy lifts
- Ratcheting seat design for ease of use and adjustment
- Comes standard with built-in spotter platform
- Designed to meet EN957 and ASTM safety standards



## VS-FW36

### Olympic Decline Bench

- Molded urethane guards protect Olympic bars from damage, reduce noise and provide a hand rest for spotters
- Wideback pad stabilizes users during heavy lifts
- Designed to meet EN957 and ASTM safety standards
- Knee and ankle pads easily pivot to accommodate all user sizes



## VS-FW37

### Adjustable Bench Crunch

- 9 adjustments from 10to 30 degrees
- Gas-assist for easyadjustment
- Wideback pad stabilizes users during heavy lifts
- Moldedguards protect highwear/scuff areas
- Integratedwheelsfor easy transport



## VS-FW39

### Standing Arm Curl

- Arm pad height adjusts toaccommodate users ofall sizes
- Durable extruded guards protect frame and bar
- Utilizing both sidesof the machine increases functionality and saves space



## VS-FW38

### Multi-Adjustable Bench

- Seat automatically adjustswith the backpad for ease of use
- Adjustable back pad with 8 positions from0 to 75degrees
- Wide back pad stabilizesusers during heavy lifts
- Molded guards protect high wear/scuff areas
- Transport handleand integrated wheels simplify movement withinfacility
- Low17.8"floor-to-pad height minimizes lower back stress and prevents arching



## VS-FW40

### Utility Bench

- Back angleis 85 degrees,improvingcomfort and stability for overhead movements
- Integratedfoot supports increase stability
- Integratedwheels simplify movement around facility



## VS-FW41

### Back Extension Bench

- Bench is angled 45 degrees for easy entry and exit, making it ideal for lower-back exercise
- 9 positions provide 24cm/9.5" of adjustment for users of most heights
- Footrests incorporate lower-leg pads for stability and comfort



## VS-FW42

### Flat Bench

- Bench has 3-point contact for improved leveling
- Integrated foot supports enhance user stability
- Integrated wheels simplify movement around facility



## VS-FW44

### Vertical Knee Raise / Chin

- Oversized round handles enhance comfort on dip
- Angled back support, elbow pads and handles provide added stability and comfort
- Multiple chin grips and rock-climbing grips add exercise variety



## VS-FW45

### Seated Calf Machine

- Step-through design
- Leg pads and oversized footplate can be adjusted while in exercise position
- Handles to perform reverse hyperextensions
- Hooks to attach bands for reverse hyperextensions

# Plate Loaded Series



## Handlebar

The length of the aluminum alloy handlebar is reasonable, the angle is scientific, and the anti-slip effect is obvious.



## Moving Arm

Bold yellow moving arm highlights the entire series. with bright yellow and black main frame for perfect color matching



## Bearing

Steel shaft bearing, aluminum bearing cap, no noise during movement, no resistance, durable.



## Seat

Designed according to ergonomic principles. high-quality PU leather, the seat can be adjusted in multiple steps, so that different body types of athletes can find their own exercise posture.



### KY-9101

**Seated chest press**

Size:1190\*1773\*1720mm

Weight:153 kg



### KY-9102

**Decline chest press**

Size:1280\*1800\*1834mm

Weight:160 kg



### KY-9103

**Incline chest press**

Size:1890\*1035\*1680mm

Weight:148 kg



### KY-9104

**Seated Shoulder press**

Size:1290\*1542\*1512mm

Weight:137 kg



### KY-9105

**Lat pull down**

Size:1736\*1155\*2000mm

Weight:144 kg



### KY-9106

**Seated low row**

Size:1300\*1290\*1633mm

Weight:139 kg



### KY-9107

#### Seated row

Size:1425\*1370\*1293mm

Weight:140 kg



### KY-9108

#### Rear kick

Size:1472\*1130\*1600mm

Weight:125 kg



### KY-9110

#### 45° degree leg press

Size:2050\*1520\*1580mm

Weight:211 kg



### KY-9111

#### 45° hack squat

Size:1221\*1705\*1210mm

Weight:155 kg



### KY-9112

#### Tricep Dip

Size:1611\*1440\*875mm

Weight:160 kg



### KY-9113

#### Seated Biceps

Size:1052\*1426\*915mm

Weight:114 kg



### KY-9114

#### Stand Leg curl

Size:1263\*1206\*1330mm  
Weight:120 kg



### KY-9115

#### Leg Extension

Size:1350\*1100\*1160mm  
Weight:165 kg



### KY-9116

#### Hip thrust machine

Size:1770\*1095\*860mm  
Weight:142 kg



### KY-9117

#### Standing Abductor

Size:1730\*910\*1680mm  
Weight:145 kg



### KY-9118

#### Hack Squat

Size:2625\*1770\*1720mm  
Weight:260 kg



### KY-9121

#### 45° degree leg press

Size:2536\*1465\*1550mm  
Weight:270 kg



## Plate Loaded Series



### KY-H5001

**Iso-Lateral Bench Press**

Size: 1323\*1599\*1746mm

Machine Weight: 140kg



### KY-H5002

**Iso-Lateral Chest/Back**

Size: 1850\*1770\*2000mm

Machine Weight: 140kg



### KY-H5003

**Iso-Lateral D.Y.Row**

Size: 1455\*1476\*2133 mm

Machine Weight: 139kg



### KY-H5004

**Iso-Lateral Decline Bench**

Size: 1300\*1150\*1750mm

Machine Weight: 141kg



### KY-H5006

#### Iso-Lateral Rowing

Size:1558\*1426\*1467mm

Machine Weight:115kg



### KY-H5007

#### Iso-Lateral Shoulder Press

Size: 1500\*1250\*1900mm

Machine Weight:134kg



### KY-H5008

#### Iso-Lateral Super Incline Press

Size: 1500\*1350\*1650mm

Machine Weight:139kg



### KY-H5009

#### Incline Pec Fly

Size:1350\*1650\*1350mm

Machine Weight:104kg



### KY-H5010

#### Lateral Raise

Size: 1050\*1506\*1300 mm

Machine Weight:105kg



### KY-H5011

#### Iso-Lateral Rear Deltoid

Size: 1982\*1003\*925mm

Machine Weight:78kg



SELLERS UNION



### KY-H5013

#### Seated Biceps

Size:1466\*1292\*1502mm

Machine Weight:98kg



### KY-H5014

#### Seated Dip

Size:1650\*650\*800mm

Machine Weight:113kg



### KY-H5015

#### Iso-Lateral Front Lat Pulldown

Size: 1650\*1100\*2050mm

Machine Weight:139kg



### KY-H5016

#### Iso-Lateral High Row

Size:1837\*1619\*2009mm

Machine Weight:160kg



### KY-H5020

#### Iso-Lateral Wide Pulldown

Size: 1800\*1100\*2150 mm

Machine Weight:168kg



### KY-H5024

#### Seated/Standing Shrug

Size: 1060\*1550\*1190mm

Machine Weight:104kg



### KY-H5025

**abdominal oblique crunch**

Size:1670\*1100\*1600mm

Machine Weight:121kg



### KY-H5026

**Abductor**

Size: 1690\*730\*750mm

Machine Weight:139kg



### KY-H5027

**Adductor**

Size: 1690\*730\*750mm

Machine Weight:139kg



### KY-H5028

**Iso-Lateral Kneeling Leg Curl**

Size:950\*890\*1731mm

Machine Weight:145kg



### KY-H5029

**Iso-Lateral Leg Curl**

Size: 1550\*1300\*800mm

Machine Weight:92kg



### KY-H5030

**Leg Extension**

Size: 1440\*1695\*1481mm

Machine Weight:104kg



SELLERS UNION



### KY-H5031

#### Iso-Lateral Leg Press

Size:1989\*1771\*1545mm

Machine Weight:148kg



### KY-H5042

#### Jammer

Size: 2092\*1791\*2252mm

Machine Weight:150kg



### KY-H5043

#### Squat High Pull

Size: 1650\*1150\*1050mm

Machine Weight:100kg



### KY-H5073

#### Reverse Hyper Extention

Size:1727\*1448\*1651mm

Machine Weight:73kg



### KY-H5076

#### Strength Hip and Glute

Size: 1250\*1750\*1090mm

Machine Weight:110kg



### KY-H5078

#### Iso-Lateral Pull over machine

Pull over machine

1500\*1400\*1110mm



### KY-H5045

Vertical leg press

Size:1300mm\*1050mm\*1800mm



### KY-H5046

Olympic Decline bench press

Size:1404\*1222\*1507mm



### KY-H5047

45 Degree Leg Press

Size:2300\*1550\*1550mm



### KY-H5048

Seated calf raise

Size:1230mm\*730mm\*1004mm



### KY-H5049

Seated Biceps

Size:1466mm\*1292mm\*1502mm



### KY-1201

Iso-Lateral Horizontal bench press

Function : chest training



### MT-7044

V-Crunch Abdominal Trainer

Size:1235\*1211\*2293mm



### KY-5077

Iso-Lateral incline bench press

Function : chest training



### KY-5085

#### Hip bridge machine

Size: 183\*180\*91cm

Machine Weight: 114KG



### KY-5086

#### SHARK SQUAT

Size: 158\*190\*157cm

Machine Weight: 150KG



### KY-5087

#### LEG ABDUCTION

Size: 178\*137\*147cm

Machine Weight: 150KG



### KY-5088

#### SCISSORS PULL BACK

Size: 154\*139\*216cm

Machine Weight: 150KG



### KY-5070

#### Glute bridge machine

Size: 162\*122\*79cm

Machine Weight: 80KG



### KY-5071

#### Tower chest press

Size: 202\*172\*167cm

Machine Weight: 180KG



### KY-5072

#### Rhino Squat

Size: 166\*156\*152cm

Machine Weight: 126KG



### KY-5073

#### Glute Ham Raise Machine

Size: 168\*86\*105cm

Machine Weight: 90KG



SELLERS UNION



### KY-5089

Standing Chest press  
Size:1800\*1860\*1675mm  
N.W/G.W:210/245KG



### KY-5090

Dual back extension  
Size:1600\*1300\*1720mm  
N.W/G.W:165/200KG



### KY-5091

T-bar row machine  
Size:1300\*2200\*1350mm  
N.W/G.W:165/200KG



### KY-9119

Tyre flip  
Weight:142Kg  
Size:1640\*1240\*600mm



### KY-9120

Power Rack & Platform  
size:3050\*2570\*2370mm  
N.W:242KG



### KY-9121

Chest Press Machine  
size:1800\*1500\*1470mm  
N.W:218KG



### KY-9122

Sitting Row Machine  
size:2010\*1300\*1170mm  
N.W:193KG



### KY-9123

Multi-angle chest Press  
size:1900\*2000\*1500mm  
N.W:250KG



SELLERS UNION



### KY-9124

Smith Rowing Machine

size:1380\*2020\*1400mm

N.W:200KG



### KY-9125

Smith Rowing Machine

size:1470\*2020\*1420mm

N.W:190KG



# Panata Series





### 1HP586

#### LEG PRESS 45°

Size: 1600\*2500\*1500mm

Machine Weight: 210KG



### 1HP505

#### DORSY BAR

Size: 185\*115\*55cm

Machine Weight: 110KG



### 1FW005

#### SUPER DORSY BAR

Size: 1250\*1850\*1400mm

Machine Weight: 150KG



### 1HP526

#### BACK DELTOIDS

Size: 1450\*1300\*1750mm

Machine Weight: 130KG



### 1FW004

#### SUPER ROWING

Size: 1800\*1500\*1650mm

Machine Weight: 240KG



### 1HP533

#### SUPER INCLINEBENCH PRESS

Size: 2350\*1500\*1650mm

Machine Weight: 270KG



### 1HP584

#### POWER SQUAT

Size: 1950\*1500\*1650mm

Machine Weight: 260KG



### 1FW098

#### POWER RUNNER

Size: 2350\*1500\*1650mm

Machine Weight: 245KG



### 1HP121

#### POWER SMITH MACHINE DUAL SYSTEM

Size: 1950\*1900\*1550mm  
Machine Weight: 200KG



### 1HP122

#### POWER SMITH MACHINE DUAL SYSTEM UPPER

Size: 1700\*1900\*2050m  
Machine Weight: 295KG



### 1FW151

#### CURLING MACHINE

Size: 1580\*1200\*1000mm  
Machine Weight: 110KG



### 1FW151

#### CURLING MACHINE

Size: 1260\*1500\*1060mm  
Machine Weight: 135KG



### 1HP213

#### ADJUSTABLE STANDING CURL BENCH

Size: 135\*110\*120cm  
Machine Weight: 130KG



### 1HP503

#### HIGH ROW

Size: 1400\*1850\*2000mm  
Machine Weight: 120KG



### 1HP501

#### LAT MACHINE CONVERGENT

Size: 2100\* 1900\*1500mm  
Machine Weight: 280KG



### 1FW183

#### Leg curl & leg extension (2 in 1)

Size: 1350\* 1500\* 1500mm  
Machine Weight: 180KG



### 1FW094

#### KNEELING LEG CURLING

Size: 1880\*1300\*1430cm  
Machine Weight: 170KG



### 1HP508

#### ROWING MACHINE

Size: 1350\*1500\*1250mm  
Machine Weight: 105KG



### 1HP551

#### ALTERNATE CURLING MACHINE

Size: 1550\*1200\*1250mm  
Machine Weight: 120KG



### 1HP552

#### ALTERNATE TRICEPS MACHINE

Size: 1650\*1650\*1450cm  
Machine Weight: 145KG



### 1FW085

#### LEG PRESS 45°

Size: 1850\*2550\*1650mm  
Machine Weight: 410KG



### 1FW086

#### SUPER LEG PRESS 45° DUAL SYSTEM

Size: 2550\*1850\*1650mm  
Machine Weight: 400KG



### 1HP565

#### ABDOMINAL CRUNCH

Size: 1300\*1400\*1550mm  
Machine Weight: 80KG



### 1FW065

#### Total Core Crunch Machine

Size: 1250\*1850\*1700mm  
Machine Weight: 145KG



SELLERS UNION



### 1HP201

#### FULLY ADJUSTABLE BENCH

Size: 800\*1450\*500mm  
Machine Weight: 55KG



### 1HP216

#### MULTIPURPOSE SIT UP BENCH

Size: 150\*80\*50cm  
Machine Weight: 65KG



### 1HP206

#### OLYMPIC MULTI BENCH

Size: 190\*155\*130cm  
Machine Weight: 150KG



### EFW181

#### LEG EXTENSION

Size: 135\*150\*150cm  
Machine Weight: 165KG



### EFW081

#### ALTERNATE LEG EXTENSION

Size: 1550\*1200\*1250mm  
Machine Weight: 165KG



### 1HP541

#### VERTICAL CHEST PRESS

Size: 1400\*1950\*1300mm  
Machine Weight: 140KG



### EFW082

#### ALTERNATE LEG CURLING

Size: 1500\*1800\*800mm  
Machine Weight: 100KG



### EFW035

#### SUPER DELTOID PRESS

Size: 1600\*1650\*1350mm  
Machine Weight: 155KG



### 1HP533

#### INCLINE BENCH PRESS

Size: 1600\*2050\*1200mm

Machine Weight: 150KG



### 1HP205

#### SUPER OLYMPIC INCLINED BENCH

Size: 1550\*1800\*1650cm

Machine Weight: 100KG



### 1HP590

#### SQUAT LUNGE

Size: 175\*155\*80cm

Machine Weight: 165KG



### 1HP231

#### POWER RACK

Size: 1900\*2100\*1500mm

Machine Weight: 160KG



### 1HP120F

#### SMITH MACHINE HP BASE

Size: 1750\*2000\*2300mm

Machine Weight: 200KG



### 1FW039

#### SUPER PULLOVER MACHINE

Size: 220\*1500\*1650mm

Machine Weight: 285KG



### 1HP525

#### DELTOID PRESS

Size: 1600\*1650\*1350mm

Machine Weight: 130KG



### 1HP535

#### INCLINE CHEST PRESS

Size: 1600\*1600\*1900mm

Machine Weight: 120KG



**1FW097**

**HIP THRUST**

Size: 1750\*1450\*1250mm

Machine Weight: 265KG



**1HP537**

**SUPER HORIZONTAL BENCH PRESS**

Size: 1650\*2150\*750mm

Machine Weight: 165KG



**1HP591**

**ADJUSTABLE SQUAT MACHINE**

Size: 200\*165\*160cm

Machine Weight: 205KG



**1HP591**

**SQUAT MACHINE**

Size: 200\*165\*160cm

Machine Weight: 205KG



**1HP540**

**DIPS PRESS DUAL SYSTEM**

Size: 1650\*1450\*1000mm

Machine Weight: 185KG



**1FW088**

**SUPER SEATED CALF**

Size: 1300\*1600\*1650mm

Machine Weight: 150KG



**1HP587**

**HACK SQUAT**

Size: 1650\*2250\* 1300mm

Machine Weight: 200KG



**1HP232**

**POWER PLATFORM**

Size: 130\*115\*130cm

Machine Weight: 110KG



**1FW007**

**T-BAR ROW**

Size: 1300\*1500\*1650mm

Machine Weight: 180KG



**1FW093**

**VERTICAL LEG PRESS**

Size: 2050\*2050\*205mcm

Machine Weight: 350KG



**1FW002**

**POWER ROW**

Size: 1550\*1500\*1900mm

Machine Weight: 220KG



**1FW518**

**SEAL ROW BENCH**

Size: 1400\*1150\*900mm

Machine Weight: 140KG



**1FW003**

**SUPER LAT MACHINE  
CONVERGENT**

Size: 2100\*1500\*1900mm

Machine Weight: 145KG



**1FW038**

**SUPER INCLINED  
FLIGHT MACHINE**

Size: 1950\*1530\*1680mm

Machine Weight: 265KG



**1FW026**

**LATERAL DELTOIDS**

Size: 165\*130\*125cm

Machine Weight: 235KG



**1FW095**

**BELT SQUAT**

Size: 1650\*1500\*1650mm

Machine Weight: 200KG



### 1FW036

#### SUPER INCLINED CHEST PRESS

Size: 2000\* 1500\* 1650mm  
Machine Weight: 300KG



### 1FE028

#### STANDING MULTI FLIGHT

Size: 1150\*1250\*1800mm  
Machine Weight: 210KG



### 1FW102

#### SUPER LOW ROW

Size: 1800\* 1550\* 800mm  
Machine Weight: 280KG



### 1FW099

#### STANDING ABDUCTOR

Size: 1500\*1900\*1650mm  
Machine Weight: 200KG



### 1FW080

#### SUPER PENDULUM SQUAT

Size: 2000\*1500\*1900cm  
Machine Weight: 300KG



### 1FW101

#### SUPER LAT PULLDOWN CIRCULAR

Size: 1600\*1700\*2200mm  
Machine Weight: 240KG



### 1FW105

#### FRONT DORSY BAR

Size: 1500\*1500\*1650mm  
Machine Weight: 165KG



### 1FW096

#### REVERSE HYPEREXTENSION

Size: 1300\*1250\*1600mm  
Machine Weight: 175KG



SELLERS UNION



### 1FW042

#### **SUPER HORIZONTAL MULTI PRESS**

Size: 1875\*1500\*1650mm  
Machine Weight: 275KG



### 1FW092

#### **SUPER HACK SQUAT**

Size: 1300\*2250\*1650cm  
Machine Weight: 255KG



### 1FW053

#### **SUPER FRENCH PRESS MACHINE**

Size: 195\*165\*135cm  
Machine Weight: 200KG



### 1FW117

#### **Super Peck Back**

SIZE: 1700\* 1500\*2000mm  
NW.:260kg



### 1FE201

#### **ADJUSTABLE BACK EXTENSION**

SIZE: 1850\* 1400\*2000mm  
NW.:165kg



**1FE094A**

**MASTER GLUTEUS PLUS**  
 Size: 2050\*1150\*1600mm  
 Machine Weight: 210KG



**1FE055**

**STANDING TOTAL ARMS**  
 Size: 1150\*1250\*1800cm  
 Machine Weight: 210KG



**1FE002**

**LAT PULLDOWN CIRCULAR**  
 SIZE: 1500\*950\*2200mm  
 NW.:215KG



**1FE004A**

**ROWING MACHINE CIRCULAR**  
 SIZE: 1350\*1600\*1800mm  
 NW.:220kg



**1FE007**

**Lat Pulldown Machine**  
 SIZE: 1250\*1700\*2100MM  
 NW.:210kg



**1FE026**

**LATERAL DELTOIDS**  
 SIZE: 1250\*950\*1600mm  
 NW.:125kg



**1FE025**

**DELTOID PRESS**  
 SIZE: 1600\*1700\*1600mm  
 NW.:160kg



**1FE035**

**PECTORAL MACHINE**  
 SIZE:1450\*1300\*1600mm  
 NW.:180kg



### 1FE037

#### INCLINED CHEST PRESS

SIZE 1600\*1450\*1900mm  
NW.:160kg



### 1FE051

#### CURLING MACHINE

SIZE: 1100\*850\*1600mm  
NW.:125kg



### 1FE039

#### PULLOVER MACHINE

SIZE: 1400\*1500\*1600mm  
NW.:180kg



### 1FE081

#### LEG EXTENSION

SIZE: 1050\*1500\*1600mm  
NW.:160kg



### 1FE082

#### LEG CURLING

SIZE: 1000\*1650\*1600mm  
NW.:130kg



### 1FE096

#### STANDING ABDUCTOR MACHINE

SIZE: 800\*1600\*1600mm  
NW.:180kg



### 1FE095

#### HORIZONTAL LEG PRESS

SIZE: 1150\*1950\*1850mm  
NW.:390kg



### 1FE125

#### CABLE CROSSOVER

SIZE: 900\*3900\*2300mm  
NW.:340kg



### 1FE093

#### ADDUCTOR/ABDUCTOR MACHINE

SIZE: 700\*1850\*1600mm  
NW.:150kg



### 1FE121

#### CHIN AND DIP COUNTER BALANCED

SIZE: 1100\*1650\*2400mm  
NW.:250kg



### 1FE001

#### LAT PULLDOWN

SIZE: 1200\*1400\*2400mm  
NW.:150kg



### 1FE201

#### FULLY ADJUSTABLE BENCH

SIZE: 750\*1450\*500mm  
NW.:45kg



### 1FE200

#### ADJUSTABLE BACK EXTENSION

SIZE: 950\*1450\*1300mm  
NW.:65kg



# Buttocks And Thighs Machine





**KY-PA107**

**Multi Adjustable Bench**  
 SIZE: 1285\*721\*450MM  
 NW.:44KG



**KY-PA108**

**Multi Function Machine**  
 SIZE: 1337\*1200\*2340MM  
 NW.:310kg



**KY-PA109**

**Standing Hip Thrust Machine**  
 SIZE:1143\*1092\*1422mm  
 NW.:73kg



**KY-PA110**

**Standing Hip Thrust Machine**  
 SIZE: 1570\*770\*1650MM  
 NW.:160KG



**KY-PA111**

**Standing Hip Abductor Machine**  
 SIZE: 11600\*6200\*1520MM  
 NW.:150kg



**KY-PA112**

**Standing Hip Abductor Machine**  
 SIZE: 1600\*770\*1650MM  
 NW.:205KG



**KY-PA113**

**Back Extension Machine**  
 SIZE: 1230\*970\*1670MM  
 NW.:195KG



**KY-PA114**

**Standing Glute Kickback Machine**  
 SIZE: 1415\*1040\*670MM  
 NW.:176KG



SELLERS UNION



### KY-PA115

#### Hip Thrust Machine

SIZE: 2006\*965\*1574 MM  
NW.:240KG



### KY-PA116

#### Belt Squat Machine

SIZE: 2032\*1412\*1000MM  
NW.:100KG



### KY-PA117

#### Leg Press Machine

SIZE:2550\*1500\*1541MM  
NW.:230KG



### KY-PA120

#### Hack Squat Machine

SIZE:1900\*1625\*1271MM  
NW.:195KG



### KY-PA121

#### Linear Row Machine

SIZE: 1562\*1917\*1326 MM  
NW.:140KG



### KY-PA122

#### Multi Function Roman Chair

SIZE: 2101\*1326\*1410MM  
NW.:135KG



### KY-PA123

#### 3D Hip Machine

SIZE:2014\*1746\*1433MM  
NW.:280KG



# Multi-Station Series





**KY-5026**  
**Multijungle 4 stacks**  
Function: High pully, low pully, biceps pully, triceps extension



**KY-5062**  
**Multi Jungle 5 Stacks**  
Traning spot: Multifunction



**KY-5064**  
**Multi Jungle 8 Stacks**  
Traning spot: Multifunction



**KY-5065**  
**Cable crossover**  
Traning spot: Multifunction



**KY-5067**  
**Smith machine**  
Function: Squats, weightlifting high and low pulls, butterfly chest



**KY-5068**  
**Multi functional smith machine**  
Traning spot: Multifunction



**KY-5069**  
**Smith machine**  
Function: Little flyes arm curls, pull-ups



**KY-651S**  
**Luxury commercial 8 station Multijungle**  
Function: Leg press high pully, leg extention biceps curl, low pully din chin, stepper, pec pec deck



**KY-5063**  
**Multi-function Machine**  
Traning spot: Multifunction



SELLERS UNION



**KY-04**  
Multi Function Machine



**KY-06**  
Power Rack  
High Pulley  
Row



**KY-07**  
Multi Function Machine  
(8 Rack Uprights)



**KY-08**  
Half Rack/Smith

### KY Series Attachments





SELLERS UNION



### C-360F

**Size:3270\*3200\*2560mm**

Design and size can be customized.



### C-360A

**Size:5700\*5000\*2550mm**

Design and size can be customized.



### C-360H



### C-361H




### C-362H




SELLERS UNION



**C-363**  
Queenax Multi  
Functional Machine



**C-364**  
Queenax Multi  
Functional



**C-365**  
Queenax Multi  
Functional



**C-366**  
Queenax Multi  
Functional



**C-367**  
Cable Crossover



**C-368**  
Station Single Pully  
Machine




**KY-5066**  
Multifunctional  
training rack



**KY-5040**  
Hiplifting, squatting, lying  
and pushing all-in-one  
machine



SELLERS UNION



### **KY-5127**

#### **Multi Jungle 4 Stacks**

N.W / G.W:770Kg / 840Kg

Size : 3450\*2720\*2330mm

Weight Stack: 360 kg



### **KY-5162**

#### **Multi Jungle 5 Stacks**

N.W / G.W:890Kg / 970Kg

Size : 5800\*3450\*2330mm

Weight Stack: 400 kg



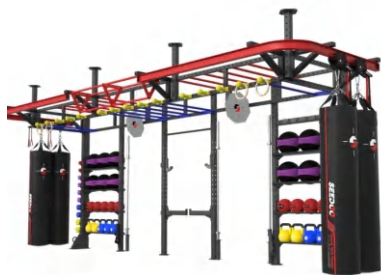
### **KY-5164**

#### **Multi Jungle 8 Stacks**

N.W / G.W:1270Kg / 1370Kg

Size : 5400\*3450\*2330mm

Weight Stack: 640 kg



### **KY-5165**

#### **Crossfit Rig**

Training spot:Multifunction

# Cardio Series

SELLERS UNION



1. Taiwan AC heavy duty motor provide 20% power more than domestic .Allow 22km/h speed ,20% incline.3.0mm Seiglin belt and 30.0mm Duoble running board can 250kgs loading weight .Aluminum alloy frame cover and excellent finishing.Ac motor and commercial inverter combination ensure 18h-20h working time per day and more 20% service life than domestic



Enjoy the natural sensation of running on an adaptive surface and the unique.

Model Number	KY-760A/KY-760B
Product Size	2200*950*1650 mm
Display	LCD (21.5 inches) / LED
Input	20V, 8.6 A
Power	3.0 HP-7.0 HP
Speed	1.0-20.0 km/h
Incline	0-15 degrees
Running Area	1570*615 mm
N.W / G.W	170 Kg / 200 Kg
Max Load	180 Kg



Enjoy the natural sensation of running on an adaptive surface and the unique.

Model Number	KY-790A/KY-790B
Product Size	2160*990*1720 mm
Display	LED / LCD(21.5 inches)
Input	220V, 8.6 A
Power	3.0 HP-7.0 HP
Speed	0-20 km/h
Incline	0-15 degrees
Running Area	1400*590 mm
N.W / G.W	215 Kg / 220 Kg
Max Load	180 Kg



Enjoy the natural sensation of running on an adaptive surface and the unique.

Model Number	KY-770
Product Size	2380*1000*1730 mm
Display	LED / LCD
Input	220V, 8.6 A
Power	3.0 HP-7.0 HP
Speed	1.0-20.0 km/h
Incline	0-15 degrees
Running Area	1560*840 mm
N.W / G.W	268 Kg / 328.5 Kg
Max Load	180 Kg



Enjoy the natural sensation of running on an adaptive surface and the unique.

Model Number	KY-TRM835
Product Size	2110*890*1740 mm
Display	LED / LCD(21.5 inches)
Input	220V, 8.6 A
Power	AC 7.0HP (TAIWAN MOTOR)
Speed	0-20 km/h
Incline	0-15 degrees
Running Area	1600*560 mm
N.W / G.W	195 Kg / 220 Kg
Max Load	180 Kg

Touch Screen



Enjoy the natural sensation of running on an adaptive surface and the unique.

Model Number	KY-730A/730B(TV)
Product Size	2130*915*1650 mm
Display	LCD (18.5 inches) / LED
Input	220V, 8.6 A
Power	AC 6.0HP (TAIWAN MOTOR)
Speed	0-20 km/h
Incline	0-15 degrees
Running Area	1540*570 mm
N.W / G.W	170 Kg / 211 Kg
Max Load	180 Kg



Enjoy the natural sensation of running on an adaptive surface and the unique.

Model Number	KY-780A/780B(TV)
Product Size	2380*1000*1730 mm
Display	LED / LCD
Input	220V, 8.6 A
Power	3.0 HP-7.0 HP
Speed	1-20 km/h
Incline	0-15 degrees
Running Area	1560*840 mm
N.W / G.W	268 Kg / 300 Kg
Max Load	180 Kg



Enjoy the natural sensation of running on an adaptive surface and the unique.

Model Number	KY-8809A/8809B(TV)
Product Size	2380*1000*1730 mm
Display	LED / LCD
Input	220V, 8.6 A
Power	4.5 HP Motor
Speed	1-20 km/h
Incline	0-15 degrees
Running Area	1450*580 mm
N.W / G.W	110kg / 126kg
Max Load	180 Kg



Enjoy the natural sensation of running on an adaptive surface and the unique.

Model Number	KY-520/520D
Packing Size	1920*870*360 mm
Display	LED / LCD
Input	220V, 8.6 A
Power	4 HP Motor
Speed	1-20 km/h
Incline	0-15 degrees
Running Area	1425*520 mm
N.W / G.W	97kg / 113kg
Max Load	180 Kg



Enjoy the natural sensation of running on an adaptive surface and the unique.

Model Number	KY-800/24Inch TV
Speed Range	1.0-20km/h
Max user weight	180kg
Incline:0-20%	5 inches monitor
Running Board	1570*600mm
Size (L*W*H)	2200*880*1640mm
Running board	25mm
Gross Weight	180kg



Enjoy the natural sensation of running on an adaptive surface and the unique.

Model Number	KY-801
Speed Range	1.0-20km/h
Max user weight	160kg
Display	5 inches monitor
Running Board	1560*550mm
Size (L*W*H)	1700*900*1580mm
Running board	22mm
Gross Weight	160kg



Enjoy the natural sensation of running on an adaptive surface and the unique.

Model Number	KY-900
Product Size	1800*835*1530 mm
Packing Size	1900*1000*650 mm
Display	LED
Running Board	1700*440 mm
Net Weight	150 Kg
Gross Weight	190Kg
Max Load	180kg



Enjoy the natural sensation of running on an adaptive surface and the unique.

Model Number	KY-902
Product Size	1800*970*1630 mm
Packing Size	1910*950*590 mm
Display	LED
Running Board	1700*440 mm
Net Weight	168 Kg
Gross Weight	181Kg
Max Load	180kg



Enjoy the natural sensation of running on an adaptive surface and the unique.

Model Number	KY-903
Floor space	2200*900*1750mm
Display	laps, time, speed, distance, calories, heart rate, slope, etc
Input	220V
Power	6HP AC lifting motor
Speed	1-20 km/h
Incline	0-20 degrees
Running Area	1550*595MM
N.W / G.W	185kg / 220kg
Max Load	180 Kg



Enjoy the natural sensation of running on an adaptive surface and the unique.

Model Number	KY-904
Floor area	2120*930*1670mm
Display	time, speed, distance, calories, heart rate, slope
Input	220V, 8.6 A
Power	3.0 HP-7.0 HP
Speed	1-20 km/h
Incline	0-20 degrees
Running Area	1600*600mm
Running board width	25mm double-sided wear-resistant layer
Max Load	180 Kg



Enjoy the natural sensation of running on an adaptive surface and the unique.

Model Number	KY-905
Product Size	2100*880*1700mm
Display	(24-inch flat rotating/32-inch curved screen optional)
AC motor	220V 8.6A
Power	3.0HP/7.0HP MAX
Speed	1-20 km/h
Incline	0%-20%
Running Area	1500*600mm
N.W / G.W	180 Kg / 226 Kg
Max Load	180 Kg



Enjoy the natural sensation of running on an adaptive surface and the unique.

Model Number	KY-906
Floor area	2110*880*1530 mm
Display	LCD (32 inches) / LED
Input	220V, 8.6A
Power	3.0 HP-6.0 HP
Speed	0-20 km/h
Incline	0-15 degrees
Running Area	1540*620 mm
Running board width	25mm double-sided wear-resistant layer
Weight	180 Kg



# Exercise bike



**KY-2002**  
**Magnetic Spinning**  
**Bike**

Size:1250\*650\*1100mm  
Machine Weight:60KG



**KY-2003**  
**Spin bike**

N.W / G.W: 52 Kg / 55 Kg  
Product Size: 1130\*640\*1180 mm  
Package: Carton  
Packing Size: 1110\*280\*980 mm



**KY-2004**  
**Spin bike**

Resistance system:Magnetic  
resistance system  
user's weight:220KGS  
Product size:  
1665\*705\*1445mm



Enjoy the natural sensation of running on an adaptive surface and the unique.

Model Number	KY-LF8600 Upright Bike(Button/TV)
Name:	UprightBike(Seif-Powered)
Using Size:	1150mm×535mm×1500mm
Packing Size:	1280×620×850mm
Packing Method:	Plywood Box
Screen Size :	370mm×327mm
Weight:	65kg
Max use weight:	150kg
Tube Material:	Aluminum tube (105mm×81.5mm×3mm)
Handle Material:	Q235
Motor:	Plastic dipping
Resistance Level:	Self Generator
ResistanceAdjustement:	26 Levels
Heart Rate Monitor:	Adjust by pressing button
Screen:	Handrail Heart Rate Tablets&Wireless Heart Rate Testing(Optional) Screen: LED



Enjoy the natural sensation of running on an adaptive surface and the unique.

Model Number	KY-LF8900 Stair master(Button/TV)
Input power supply voltage:	AC220V±10% or AC110±10% (Adjust the switching power supply by yourself) 65A DC 24V
Calorie range:	0-999 (Kcal)
Level range:	1-15
Power specification:	10A AC250V
Running speed:	0.3-2 km/h
Heart rate range:	40-180
Time range:	0.00 - 99.59
Mileage range:	0 - 99.99
Product size:	1580×845×2115mm
Packing size:	1455×920×1270mm
Max use weight:	160kg
Net weight:	203kg



Touch Screen  
SELLERS UNION



Enjoy the natural sensation of running on an adaptive surface and the unique.

Model Number	KY-LF8800 Recumbent Bike(Button/TV)
Name:	Recumbent magnetic resistance bike
Using Size:	1650mm×700mm×1370mm
Packing Size:	1750mm×630mm×810mm
Packing Method:	Plywood Box
Net Weight:	84kg
Max use weight:	150kg
Tube Size:	Aluminum tube(105mm×81.5mm×3mm)
Tube Material:	Q235
Handle Material:	Plastic dipping
Motor:	Self Generator
Resistance Adjustment:	Adjust by pressing button
Heart Rate Monitor:	Handrail Heart Rate Tablets&Wireless Heate Rate Testing(Optional)
Screen:	LED
Screen Size :	370mm*327mm



Enjoy the natural sensation of running on an adaptive surface and the unique.

Model Number	KY-LF8001 All-purpose machine
Name:	All-purpose machine
Product Size:	1800 × 810 × 1600mm
Packing Size:	1900 × 1050 × 710mm
Net Weight:	135KG
Gross Weight:	175KG
Max use weight:	200KG
Resistance Adjustment:	16 levels of intelligent adjustment
Adjustable Stride Length:	500-640mm
Elevaor motor:	24VDC,1.5A
Power out:	15W
Resistance Force:	0-20kg

Touch Screen



Enjoy the natural sensation of running on an adaptive surface and the unique.

Model Number	KY-LF8000 Elliptical bike(Button/TV)
CONFIGURATION:	
Screen :	LED display
Net Weight:	200 kg
Using Temp:	0- 40°C
Resistance Range:	1.0-26.0 (级Level)
time Range:	0:00-99:59(min: sec)
Calories Range:	000-999 (Kcal)
	Defaulted×8+custermized×2(LED)
Bottle holder:	Y
Phone Holder:	Y
Heart Rate Monitoring:	Y
Packing: Carton+iron pallet:	2200×850×1140mm
Using Size:	2095×780×1685mm
Net weight :	201.5kg
Load bearing:	180kg

18.5" Touch Screen



Enjoy the natural sensation of running on an adaptive surface and the unique.

Model Number	KY-LF80002Magnetic Spinning Bike
Production Size:	1350*950*1380mm
Net weight:	68kg
CPU:	ARM Cortex-A53,eight-core
RAM:	2G
Storage:	EMMC 16G
Resolution:	Max support 4K*2K
Operating System:	Android 9.0
Play Mode:	Support cycle, timing, plugging
WIFI:	Support 2.4GHz/5GHz dual band WIFI
Bluetooth:	Support 4.2



## KY-7611

### AIR BIKE

Product size:1293\*592\*1229mm

N.W/G.W: 60kg/65kg

Max user weight:180kg

Display: time,distance, speed,calories,etc.

Seat can be ajusted back and forth up and down



## KY-7612

### AIR BIKE

Product size:1260\*700\*1330mm

N.W/G.W: 62kg/66kg

Max user weight: 160kg

Transmission mode: chain drive

no upper limit wind resistance system

Seat: Adjustable up and down, front and back



SELLERS UNION



### KY-2005

#### Spin bike

Flywheel weight:16KGS  
Transmission : belt  
user's weight:220KGS  
Product size:  
1040\*580\*1140mm  
Resistance adjustment:  
Magnetic



### KY-2006

#### Spin bike

N.W / G.W: 53 Kg / 58 Kg  
Product Size: 1473\*520\*1270 mm  
Package: Carton  
Packing Size: 1250\*220\*980 mm



### KY-2007

#### Spin bike

Magnetic exercise bike  
Product Weight: 65KG  
Product Size:  
1370\*536\*1310 mm



### KY-1001

#### Spin bike

Flywheel weight: 8KGS  
Transmission : belt  
user's weight:150KGS  
Product size:  
1020\*530\*1190mm



### KY-1005

#### Spin bike

Flywheel Weight:4.5KGS  
Transmission mode:belt  
user's weight:100KGS  
Product Size :  
900\*455\*1110mm



### KY-1006

#### Spin bike

Flywheel weight: 6KGS  
Transmission : belt  
user's weight:120KGS  
Product size:  
1050\*490\*1220MM



### KY-3001

#### Crazy fit massage

Maximum body weight: 120G  
Nput power :200w  
Dimensions:840\*710\*1180mm



### KY-3003

#### Massager

Size:700\*430\*1120mm  
G. W:20KG NW :18KG



### KY-3001B

#### Crazy fit massage

Product Size(CM):121\*70\*74  
QTY(PC)Inner:1  
G.W/N.W(KGS):  
39.5/41.5 13.5/15.7  
40GP/40HQ:185/213PCS



### KY-171C

#### Ab Coaster

Size:1270\*670\*1270mm  
Machine Weight:150kg



### KY-3201

#### Elliptical machine (black silver)

N.W / G.W: 98 Kg / 133 Kg  
Product Size: 2050\*740\*1710 mm  
Packing Size: 2120\*730\*880 mm  
Display: LED  
Max Load: 180 Kg



### KY-3202

#### Recumbent bike (black silver)

N.W / G.W: 81 Kg / 101 Kg  
Product Size: 1600\*620\*1280 mm  
Packing Size: 1730\*670\*900 mm  
Display: LED



### KY-3203

#### Upright bike (black silver)

N.W / G.W: 60 Kg / 80 Kg  
Product Size: 1170\*600\*1500 mm  
Packing Size: 1220\*675\*750 mm  
Display: LED



### KY-8605

#### Elliptical bike

N.W / G.W: 108 Kg / 128 Kg  
 Product Size: 2120\*760\*1690 mm  
 Packing Size: 2120\*730\*880 mm  
 Display: LED  
 Max Load: 150 Kg



### KY-8606

#### Recumbent bike

Control panel: 131\*66.5mm LCD  
 Product Size: 1510\*600\*1280 mm  
 NW/GW: 65KG / 57KG  
 Max Load: 180 Kg



### KY-8607

#### Upright Bike

Control panel: 131\*66.5mm LCD  
 Product Size: 1090\*600\*1480 mm  
 NW/GW: 51KG / 45KG  
 Max Load: 180 Kg



### KY-OT68

#### Climbing Machine

Control panel: 131\*66.5mm LCD  
 Product Size: 1950\*1010\*1960mm  
 NW/GW: 340KG  
 Input power supply :220V  
 Motor power :750W



### KY-8063

#### Elliptical bike

Control panel: LCD  
 Product Size: 1200×670×1540mm  
 NW/GW: 44/37.3KG  
 Max Load: 150 Kg



### KY-8062

#### Recumbent bike

Control panel: LCD  
 Product Size: 1300×645×1000mm  
 NW/GW: 35/30.4KG  
 Max Load: 150 Kg



### KY-8061

#### Upright Bike

Expand size:960\*500\*1280mm  
 N. W:30.5kg,G. W:35kg  
 Max User:150kg



### KY-OT70

#### Stair master

N.W / G.W: 205 Kg / 225 Kg  
 Product Size: 1420\*810\*2400 mm  
 Packing Size: 1460\*960\*1290 mm  
 Display: LED / LCD



### KY-8608

#### Rower machine

Size:2460×500×650mm  
Weight:35 kg/77 lbs  
Max User t:100 kg/220 lbs



### KY-9608

#### Water resistance Rower machine

Size:2070\*560\*480mm  
water Resistance  
max loading weight:200kg



### KY-9608B

#### Wooden Water ResistanceRower

N.W / G.W: 38 Kg / 42 Kg  
Product Size: 2150\*550\*560 mm  
Package: Carton  
Packing Size: 1180\*590\*910 mm  
Display: LED  
Max Load: 150 Kg



### KY-9708

#### Air rower

N.W / G.W: 30 Kg / 35 Kg  
Product Size: 2420\*605\*1090 mm  
Package: Carton  
Packing Size: 1430\*400\*550 mm  
Display: LED  
Max Load: 150 Kg



### KY-9062

#### Ski machine

N.W / G.W: 38 Kg / 45 Kg  
Product Size: 1280\*600\*2150 mm  
Package: Carton  
Packing Size: 1300\*610\*500 mm  
Display: LED  
Max Load: 150 Kg



### KY-8609

#### Stepper

Control panel: 131×66.5 mm LCD  
Product Size: 1250×760×1600 mm  
NW/GW: 75KG / 66KG  
Max Load: 150 Kg



### KY-7610

#### Commercial air bike

N.W / G.W: 49 Kg / 55 Kg  
Product Size: 1340\*590\*1250 mm  
Package: Carton  
Packing Size: 1280\*310\*850 mm  
Display: LED



### KY-9063

#### Rope Climber machine

Size:1975\*975\*2420mm  
Machine Weight:95kg



# Accessories Series

				
<p><b>KY-091</b> <b>Rubber Dumbbell</b></p> <p>Material:45#steel Weight option:2.5kg-50kg Customizable logo</p>	<p><b>KY-093</b> <b>Hex rubber dumbbell</b></p> <p>Material:45#steel with rubber coated Weight option:2.5kg 5kg 7.5kg-80kg LB:5lb-160lb</p>	<p><b>KY-092</b> <b>Captain American round head PU dumbbell</b></p> <p>Material:45#steel Weight option:2.5kg-50kg Customizable logo</p>	<p><b>KY-091C</b> <b>CPU Dumbbell</b></p> <p>Material:45#steel with CPUcoated Weight option:2.5kg 5kg 7.5kg-80kg LB:5lb 10lb 15lb-100lb</p>	<p><b>KY-A008</b> <b>Colored dumbbell</b></p> <p>Material:cast iron Surface treatment:pvc coated Weight option*0.5kg 1 kg 2kg 3kg</p>



SELLERS UNION



**KY-091S**  
Steel dumbbell



**KY-092**  
Kettle bell

Material:cast iron  
Weight option:2kg-32kg  
LB::5lb-50lb



**KY-091H**  
Steel dumbble

Material:45#steel  
Surface treatment:electropaltd  
Weight option:2.5kg 5kg 7.5kg-50kg



**KY-091K**  
Golden round head dumbbell

Weight option:1kg 2kg 3kg -10kg  
customized logo



**KY-091A**  
Weight Plate

Weight option:2.5kg 3kg -20kg  
customized logo



**KY-091B**  
Dumbell

Weight option:2.5kg 5kg -50kg  
customized logo



**KY-01L/01S**  
Fix Z bar/ straight bar(rubber)

Weight:10kg-50kg  
Customizable logo



**KY-02L/KY-02S**  
Fixed straight/Z bar

Material:Cast Iron+rubber  
Weight option:10kg-30kg  
Customized Logo



**KY-03L/03S**  
Fix Z bar/ straight bar

Weight:10kg-50kg  
Customized logo



**KY-150A**  
CPU Weight Plate (LifeFitness)

Weight:2.5kg-25kg  
Customized logo



**KY-150E**  
Barbell Set

N.W/G.W:22/27kg  
Packing Size:900\*28\*200mm



**KY-150F**  
Bar

Weight:10kg 15kg-30kg  
Customized logo



**KY-150C**  
Rubber weight plate

Hole size:50mm  
Weight option:2.5kg 5kg 10kg 15kg  
20kg 25kg



**KY-A325**  
PU barbell weight plate



**KY-A126**  
Rubber barbell weight plate

Material:100%soild rubber materials  
Weight:5kg-25kg  
LB:10lb-45lb



**KY-150B**  
Colorful competitive rubber barbell weight plate

Material:100%soild rubber materials  
Weight:5kg-25kg



**KY-A333**  
Electroplating pure steel weight plate

Material:Pure steel  
Color:Silver  
Diameter:50mm  
Weight option:2.5kg-25kg



**KY-150D**  
Pu Captain American barbell plate

Material:cast iron  
Diameter:50mm  
Weight option:2.5kg -25kg